




## Defekten Clip austauschen




**Abb. 1:**  
Den defekten Clip seitlich aus der Halterung klicken.



**Abb. 2:**  
Halterung ohne Clip.



**Abb. 3:**  
Neuen Clip schräg ansetzen, einklicken und...



**Abb. 4:**  
...mittels Bedienkette in den Laufwagen ausrichten.